



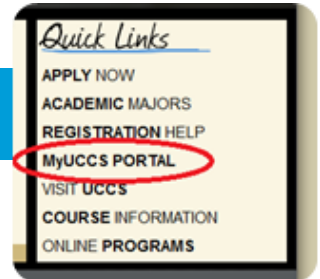
UCCS Financial Aid

HOW TO GUIDES

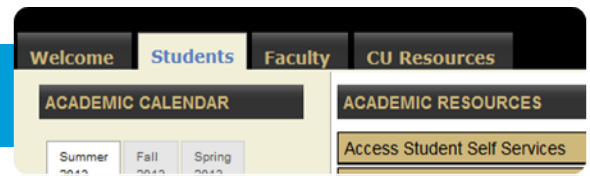
how do I get to the UCCS scholarship application?

The UCCS scholarship application is a great way to find out about scholarships offered at UCCS and to begin the process of applying for those scholarships. Here's how to get started:

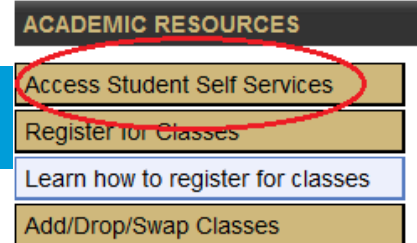
1 LOG INTO your MyUCCS Student Portal.



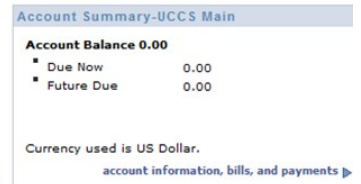
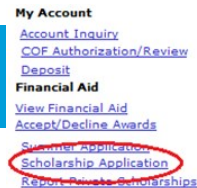
2 CLICK the "Students" tab at the top of the page.



3 CLICK "Access Student Self Services" in the Academic Resources section.



4 SELECT "Scholarship Application" on the left-hand side in the Financial Aid section.



You are now in the scholarship application! Follow the instructions to begin your scholarship search and application process!

For more information about UCCS scholarships and the scholarship application, visit: www.uccs.edu/finaid/types/scholarships.html

UCCS University of Colorado Colorado Springs

Office of Financial Aid, Student Employment, and Scholarships
Cragmor Hall, Top Floor
1420 Austin Bluffs Parkway
Colorado Springs, CO 80918

Fax: 719-255-3650
Phone: 719-255-3460
Email: finaidse@uccs.edu
Web: www.uccs.edu/finaid